

APPLICATION

For medium to high ceilings where lamp and lamp image cutoff are paramount and additional illumination is required.

PRODUCT DATA

REFLECTOR: Hydroformed heavy gauge aluminum reflector with self trimming flange, with or without aluminum **affle** or **cross blade louver**. Available in a wide range of finishes.

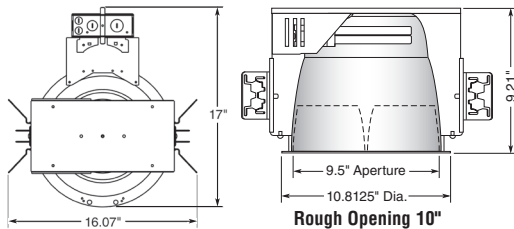
HOUSING: The mounting frame is fabricated 18 gauge steel and provides a solid structure for the optical and electrical components as well as a platform for decorative attachments. Standard plaster flange allows a one inch ceiling thickness. Custom depths are available.

MOUNTING: Adjustable height "C" channel mounting ears allow off center installation and accept a wide variety of hanger bars, see optional accessories.

ELECTRICAL: 120 to 277 volt input 50 to 60 Hz high power factor electronic ballasts are programmed start, under 10% THD. Consult Technical Section for additional ballast operating data. Optional emergency ballast (-EM) operates one lamp for 90 minutes, faceplate with test switch and charger light. Integral push to test switch available. Contact factory for more information.

JUNCTION BOX: Heavy gauge galvanized junction box pre-wired to ballast with grounding pigtail. Easy access covers. Multiple conduit knockouts listed for through branch circuit wiring.

SOCKET: Positive latch four pin thermoplastic.



SERIES 10HF2 Open 10" Aperture Horizontal Fluorescent 2 Lamp Open / Baffled Downlight

- Open reflectors are not suitable for air handling plenums



Intertek
Listed For Wet Location
Under Covered Ceiling

Manufactured and tested to UL#1598 and CSA standards. Fixtures are not designed for direct contact with insulation.

Catalog #:

10HF2

Example: 10HF226QE4

Fixture Series	Lamp/Wattage	Ballast/Voltage	Options
10HF	QTY. TYPE	E4 / Electronic 120/277 D1 / 120V Dimming D2 / 277 Dimming	EM - Emergency Battery Pack EMITS - Emergency Battery Pack with Integral Test Switch F - Fused
	2 26Q Quad		
	2 26T Triple		
	2 32T Triple		
	2 42T Triple		
	2 57T Triple 2 70T Triple		

Optional Accessories

Hanger Bars (set of 2)

- 101782 = #520 Caddy Bars
- 9127 = 27" C-Channel
- 24CBH = 24" one-piece B-Line C-Channel hanger bar
- 26UBH = Interlocking adjustable mounting bars, adjust from 14" to 26"
- 9152 = 52" C-Channel
- 27BH = 27" Solid Bar

Fixture:	Type:
Project:	

/ AHF10

ABH10

Example: AHF10SCLPF or ABH10SCL/BL

Trim	Trim Finish w/polished flange
AHF10	- Reflector for 26-42W
AHF105	- Reflector for 57-70W
	XB - Optional Cross Blade Louver
	SCLPF - Soft Specular Clear "Alzak" with polished Flange
	WHT - Reflective White painted finish with White Flange
ABH10	- Reflector with baffle for 26-42W
ABH105	- Reflector with baffle for 57-70W
	SCL/BL - Soft Specular Clear "Alzak" with White Flange & Black Baffle
	SCL/WH - Soft Specular Clear "Alzak" with White Flange & White Baffle
	WH/WH - Reflective White painted finish with White Flange & White Baffle

For white painted flange, drop "PF" from Catalog #.
For other finishes, consult reflector section.



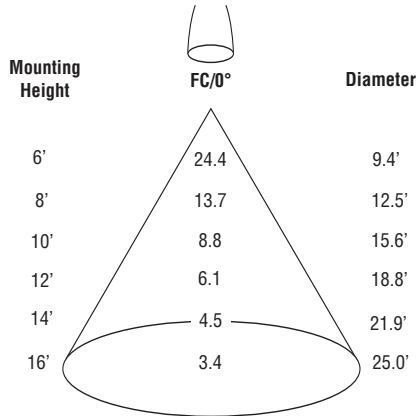
Pathway Lighting Products, Inc., P.O. Box 591, Old Saybrook, CT 06475-0591
voice 800.342.0592 • fax 800.207.0090 • www.pathwaylighting.com • e-mail: sales@pathwaylighting.com

Series 10HF2 Open - 10" Aperture HF 2 Lamp Open / Baffled Downlight

FL25.0
CUCAUL

Catalog Number: 10HF226Q E4/AHF10SCL
Luminaire: Specular Clear Alzak Reflector
Reflector Diameter: 9.500"

Ceiling Type: Direct
Lamp(s): (As Noted)
Report Number: ITL46425 & ITL46427



EFFICIENCY: 63.0%
LAMP(S): 2-26W, 27K Osram Dulux
LUMENS: 3600

PLANE: 0° 90° 180°
SPACING RATIO: 1.0 1.7 1.6

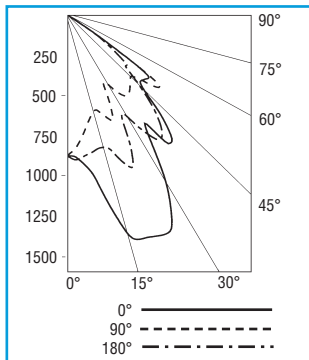
CANDELA DISTRIBUTION

DEGREES	0.0	45.0	90.0	135.0	180	FLUX
0	877	877	877	877	877	
5	805	849	908	908	898	85
15	624	1065	1393	1306	853	313
25	635	1023	1482	1365	924	524
35	616	745	825	971	945	548
45	547	642	666	665	627	528
55	260	305	298	278	234	262
65	3	3	3	8	3	5
75	1	2	2	4	2	3
85	0	0	0	0	0	0
90	0	0	0	0	0	0

ZONAL LUMENS SUMMARY

ZONE	LUMENS	%LAMP
0-30	922	25.6
0-40	1470	40.8
0-60	2260	62.8
0-90	2268	63.0
90-180	0	0.0
0-180	2268	63.0

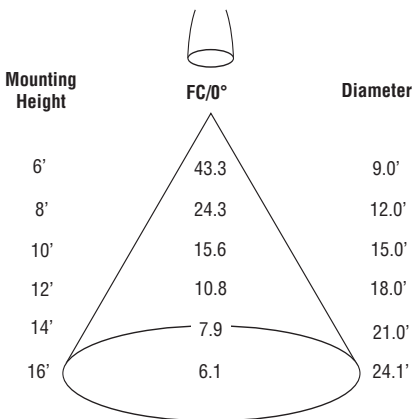
CD DISTRIBUTION



COEFFICIENTS OF UTILIZATION

PCC	.8			.7			.5			.3			.1			0		
PW	.7	.5	.3	.7	.5	.3	.5	.3	.1	.5	.3	.1	.5	.3	.1	0		
RCR																		
0	75	75	75	75	73	73	73	73	70	70	70	67	67	67	64	64	64	63
1	71	68	67	45	69	67	65	64	64	63	62	62	61	60	60	59	58	57
2	66	62	59	56	64	61	58	55	59	56	54	57	55	53	55	53	52	51
3	61	56	52	49	60	55	52	49	53	50	48	52	49	47	50	48	46	45
4	57	51	46	43	56	50	46	43	49	45	42	47	44	42	46	43	41	40
5	53	46	41	38	52	46	41	38	44	40	37	43	40	37	42	39	37	36
6	49	42	37	34	48	42	37	34	40	36	33	39	36	33	39	35	33	32
7	46	38	34	30	45	38	33	30	37	33	30	36	33	30	35	32	30	29
8	43	35	31	27	42	35	30	27	34	30	27	33	30	27	33	29	27	26
9	40	33	28	25	39	32	28	25	31	27	25	31	27	24	30	27	24	23
10	38	30	26	23	37	30	25	23	29	25	22	29	25	22	28	25	22	21

Effective Floor Cavity Reflectance = .20



Catalog Number - 10HF232TE4/AHF10SCLPH

EFFICIENCY: 78.4%
LAMP(S): 2-32W, 27K Triple U-Tube
LUMENS: 4800

PLANE: 0° 90° 180°
SPACING RATIO: .9 1.6 1.5
REPORT NO: ITL46425

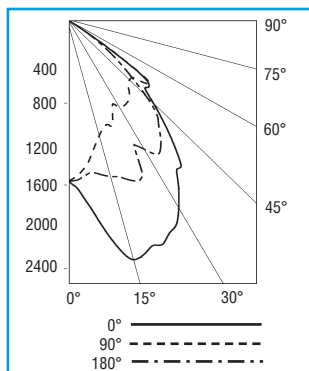
CANDELA DISTRIBUTION

DEGREES	0.0	45.0	90.0	135.0	180	FLUX
0	1558	1558	1558	1558	1558	
5	1466	1599	1737	1653	1528	158
15	1147	1708	2399	2337	1568	542
25	996	1654	2274	2358	1664	871
35	973	1347	1791	1832	1526	983
45	822	963	1159	1151	1069	826
55	436	424	403	377	278	378
65	2	3	3	2	2	3
75	0	0	0	0	0	0
85	0	0	0	0	0	0
90	0	0	0	0	0	0

ZONAL LUMENS SUMMARY

ZONE	LUMENS	%LAMP
0-30	1571	32.7
0-40	2554	53.2
0-60	3759	78.3
0-90	3762	78.4
90-180	0	0.0
0-180	3762	78.4

CD DISTRIBUTION



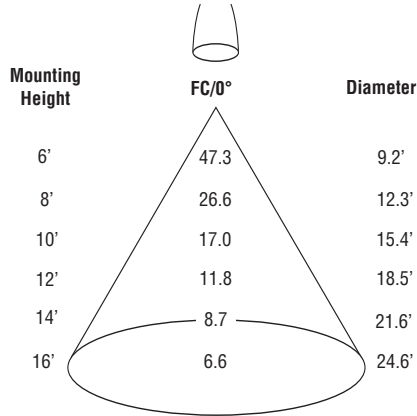
COEFFICIENTS OF UTILIZATION

PCC	.8			.7			.5			.3			.1			0		
PW	.7	.5	.3	.7	.5	.3	.5	.3	.1	.5	.3	.1	.5	.3	.1	0		
RCR																		
0	93	93	93	93	91	91	91	91	87	87	87	83	83	83	80	80	80	78
1	88	85	83	81	86	84	81	80	80	79	77	77	76	75	75	74	73	71
2	82	77	74	70	80	76	73	69	73	71	68	71	69	66	69	67	65	64
3	77	70	65	62	75	69	65	61	67	63	60	65	62	59	63	60	58	57
4	71	64	58	54	70	63	58	54	61	57	53	59	56	53	58	55	52	51
5	66	58	52	48	65	57	52	48	56	51	47	54	50	47	53	49	47	45
6	62	53	47	43	60	52	47	43	51	46	43	50	46	42	49	45	42	41
7	58	49	43	39	56	48	42	39	47	42	38	46	41	38	45	41	38	36
8	54	45	39	35	53	44	39	35	43	38	35	42	38	34	41	37	34	33
9	51	41	36	32	50	41	35	32	40	35	32	39	35	31	38	34	31	30
10	47	38	33	29	47	38	32	29	37	32	29	36	32	29	36	32	29	27

Effective Floor Cavity Reflectance = .20

Catalog Number: 10HF242T E4/AHF10SCL
 Luminaire: Specular Clear Alzak Reflector
 Reflector Diameter: 9.500"

Ceiling Type: Direct
 Lamp(s): (As Noted)
 Report Number: ITL46426



EFFICIENCY: 64.3%
 LAMP(S): 2-42W, 27K Triple "U"-Tube
 LUMENS: 6400

PLANE: 0° 90° 180°
 SPACING RATIO: 1.4 1.6 1.3

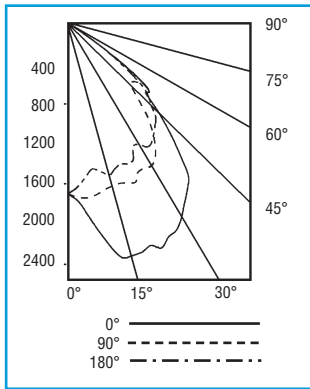
CANDELA DISTRIBUTION

DEGREES	0.0	45.0	90.0	135.0	180	FLUX
0	1701	1701	1701	1701	1701	1701
5	1748	1821	1870	1725	1585	172
15	1680	2248	2400	2148	1565	589
25	1633	2291	2347	2030	1511	951
35	1497	1897	2041	1790	1439	1117
45	880	1116	1280	1250	1165	917
55	343	331	345	405	374	356
65	5	5	5	5	5	5
75	2	4	2	2	3	3
85	2	3	2	2	2	2
90	0	0	0	0	0	0

ZONAL LUMENS SUMMARY

ZONE	LUMENS	%LAMP
0-30	1712	26.7
0-40	2829	44.2
0-60	4102	64.1
0-90	4112	64.3
90-180	0	0.0
0-180	4112	64.3

CD DISTRIBUTION



COEFFICIENTS OF UTILIZATION

PCC	.8			.7			.5			.3			.1			0		
PW	.7	.5	.3	.7	.5	.3	.5	.3	.1	.5	.3	.1	.5	.3	.1	0		
RCR																		
0	76	76	76	76	75	75	75	75	71	71	71	68	68	68	66	66	66	64
1	72	70	68	66	70	69	67	65	66	65	63	63	62	61	61	60	60	58
2	67	64	60	58	66	62	60	57	60	58	56	58	56	55	56	55	53	52
3	63	58	54	51	61	57	53	50	55	52	49	53	51	49	52	50	48	47
4	59	52	48	45	57	52	48	44	50	47	44	49	46	43	48	45	43	42
5	55	48	43	40	53	57	43	39	46	42	39	45	41	39	44	41	38	37
6	51	44	39	35	50	43	39	35	42	38	35	41	38	35	40	37	35	33
7	47	40	35	32	46	40	35	32	39	35	32	38	34	31	37	34	31	30
8	44	37	32	29	43	36	32	29	36	31	29	35	31	28	34	31	28	27
9	42	34	29	26	41	34	29	26	33	29	26	32	29	26	32	28	26	25
10	39	31	27	24	38	31	27	24	31	26	24	30	26	24	29	26	24	23

Effective Floor Cavity Reflectance = .20

Fixture:	Type:
Project:	

All Pathway® products meet or exceed requirements as established by the National Electrical Code. Specifications subject to change without notice. Alzak® is a registered trademark of Alcoa.



Pathway Lighting Products, Inc., P.O. Box 591, Old Saybrook, CT 06475-0591
 voice 800.342.0592 • fax 800.207.0090 • www.pathwaylighting.com • e-mail: sales@pathwaylighting.com

Series 10HF-2 Open - 10" Aperture HF 2 Lamp Open / Baffled Downlight

FL25.1
CBCUUM